

2nd APF Membership Survey 2025-2026

APF PR WG & FD WG





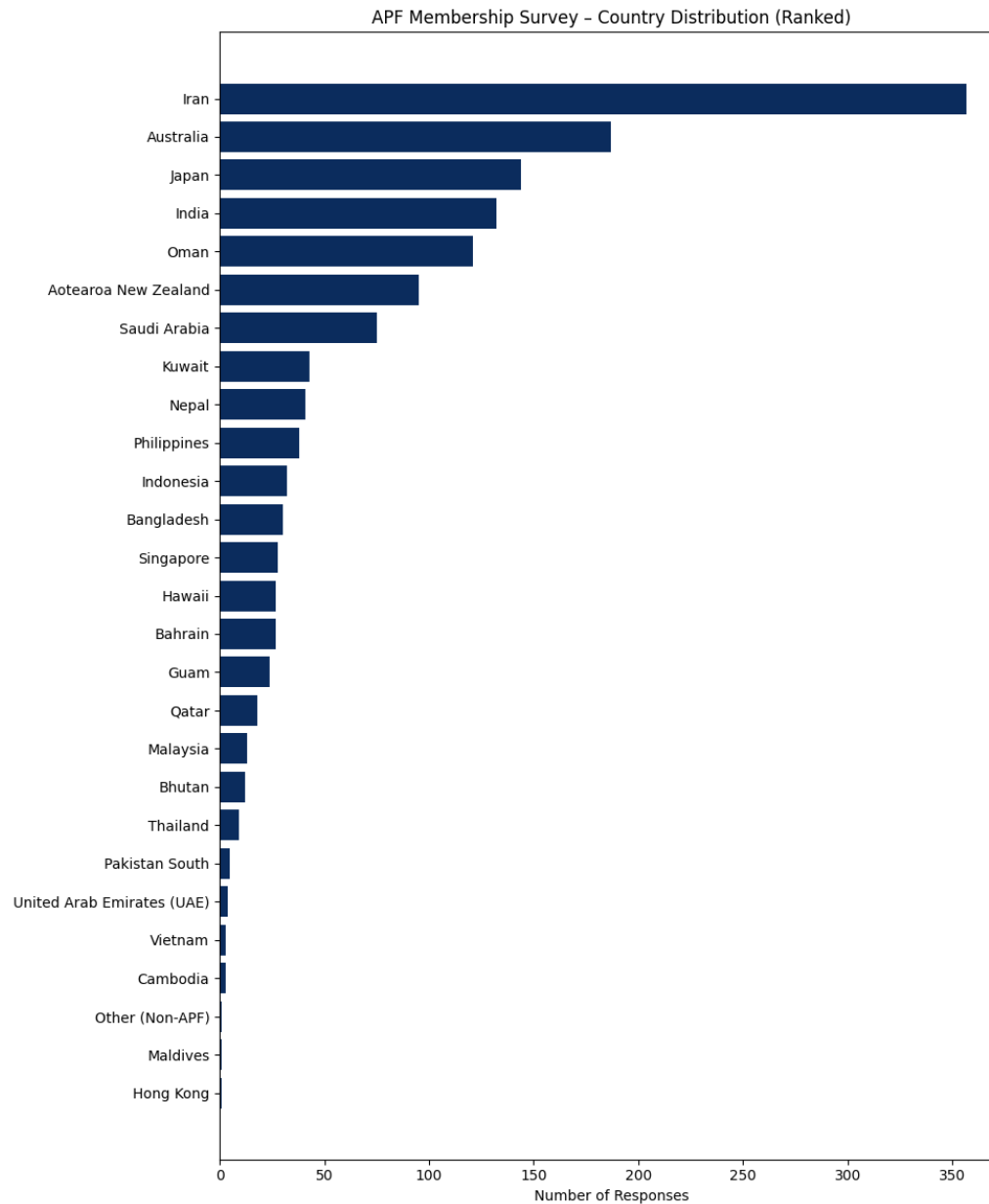
1487 Total Responses

From 27 Countries/Communities of APF

We surveyed 1487 recovering addicts across the Asia-Pacific Zone to understand what our fellowship looks like.



Q1: What is your area/community/country of residence?





Q1: What is your area/community/country of residence?



APF Membership Survey

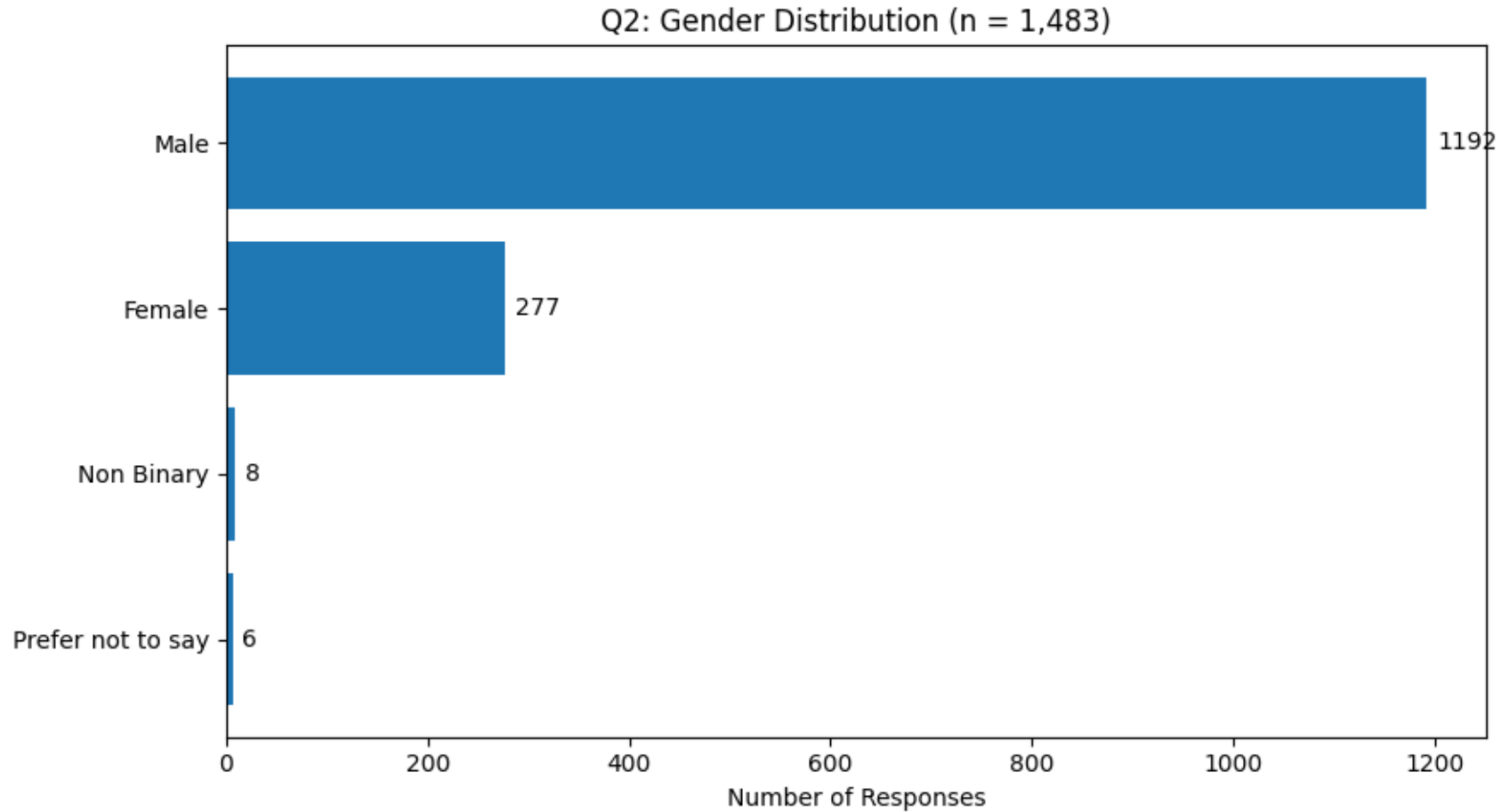
Q1. Country (Ranked)

Rank	Country	Count	Percentage (%)
1	Iran	357	24.0%
2	Australia	187	12.6%
3	Japan	144	9.7%
4	India	132	8.9%
5	Oman	121	8.1%
6	Aotearoa New Zealand	95	6.4%
7	Saudi Arabia	75	5.0%
8	Kuwait	43	2.9%
9	Nepal	41	2.8%
10	Philippines	38	2.6%
11	Indonesia	32	2.2%
12	Bangladesh	30	2.0%
13	Singapore	28	2.0%
14	Hawaii	27	1.8%
14	Hawaii	27	1.8%

Rank	Country	Count	Percentage (%)
15	Bahrain	27	1.8%
16	Guam	24	1.6%
17	Qatar	18	1.2%
18	Malaysia	13	0.9%
19	Bhutan	12	0.8%
20	Thailand	9	0.6%
21	Pakistan South	5	0.3%
22	United Arab Emirates (UAE)	4	0.3%
23	Vietnam	3	0.2%
24	Cambodia	3	0.2%
25	Other (Non-APF)	1	0.1%
26	Maldives	1	0.1%
27	Hong Kong	1	0.1%
25	Other (Non-APF)	1	0.1%
27	Maldives	1	0.1%



Q2: Gender?





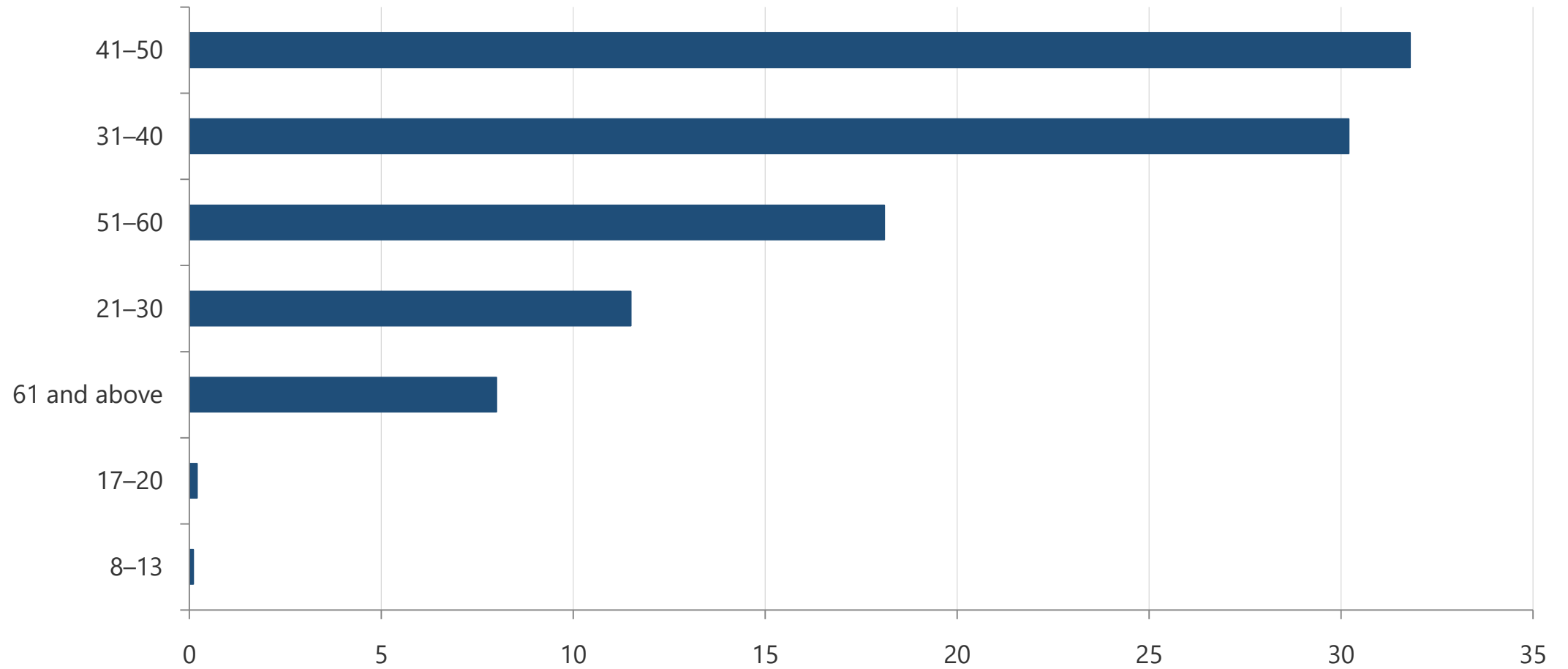
Q2: Gender?



ANSWER CHOICES	% Response	RESPONSES
Male	80%	1146
Female	19%	276
Others	0%	7
Total Respondents :		1429



Q3: Age?





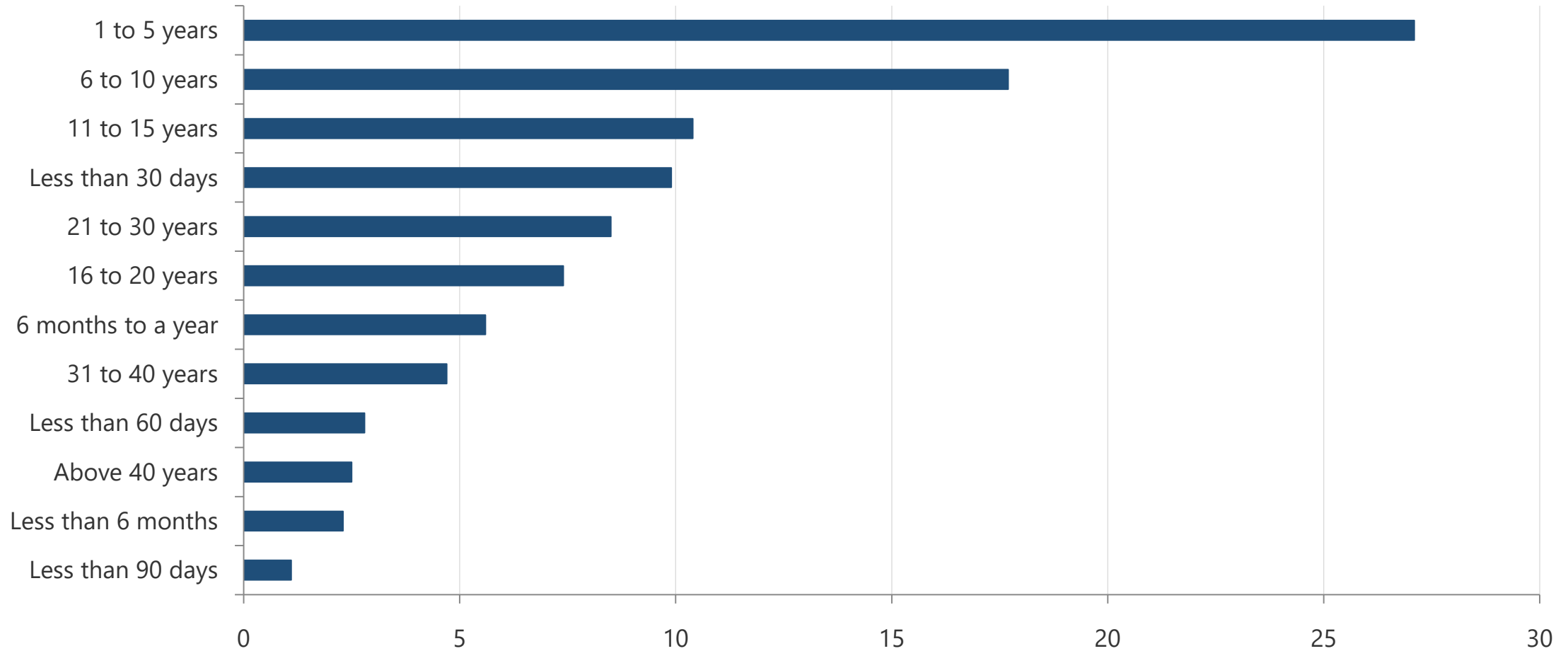
Q3: Age?



ANSWER CHOICES	Response	Percentage
41–50	471	32%
31–40	448	30%
51–60	268	18%
21–30	170	11%
61 and above	119	8%
17–20	3	0.2%
8–13	2	0.1%
Total Respondents	1,481	



Q4: What is your current clean date?





Q4: What is your current clean date?



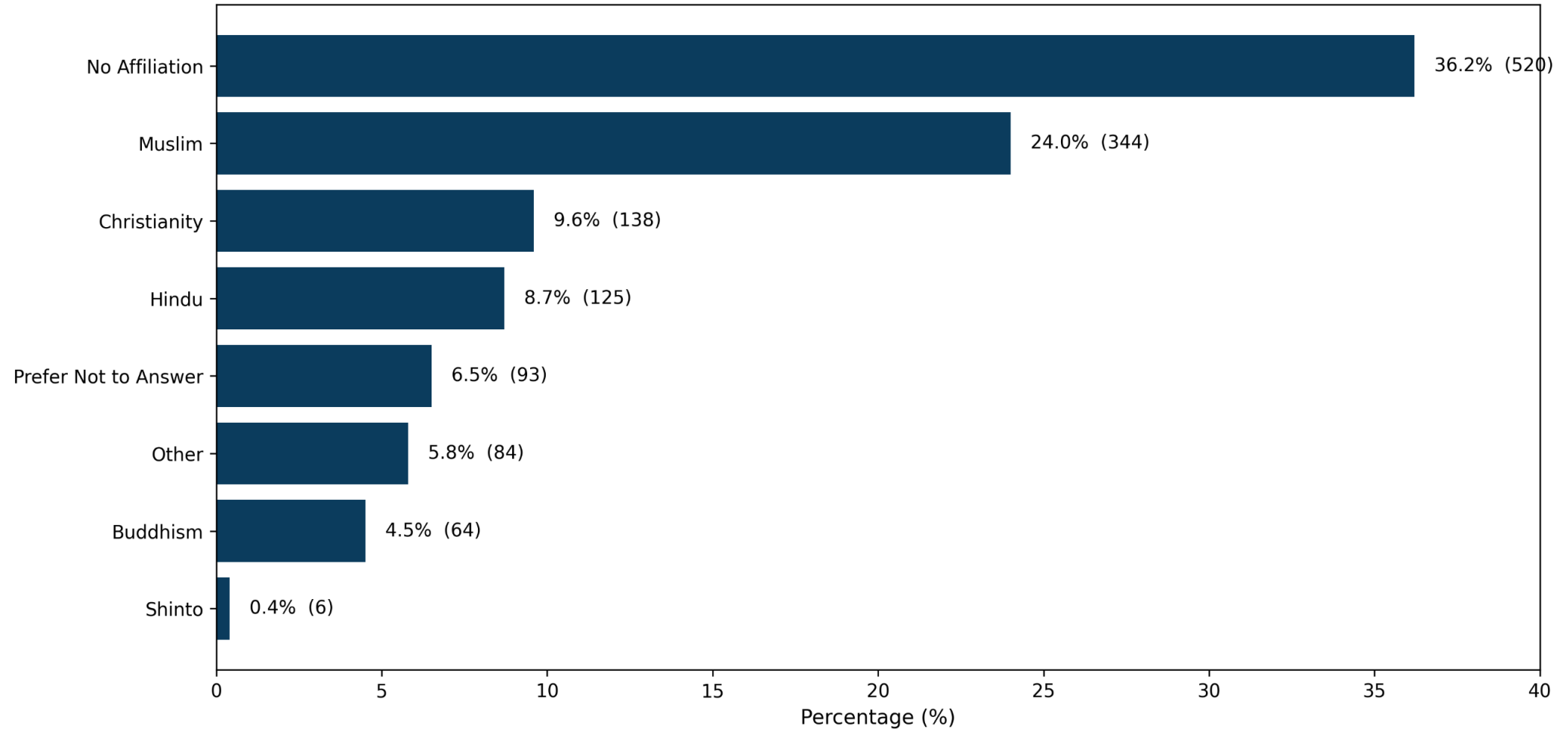
ANSWER CHOICES	Response	Percentage
1 to 5 years	332	27%
6 to 10 years	217	18%
11 to 15 years	128	10%
Less than 30 days	121	9.8%
21 to 30 years	104	8.4%
16 to 20 years	91	7.6%
6 months to a year	69	5.6%
31 to 40 years	58	4.7%
Less than 60 days	34	2.7%
Above 40 years	31	2.5%
Less than 6 months	28	2.2%
Less than 90 days	14	1.1%
Total Respondents	1,227	



Q5: What religious affiliation do you identify with from the choices below



Q5: Religious Affiliation (Normalized)





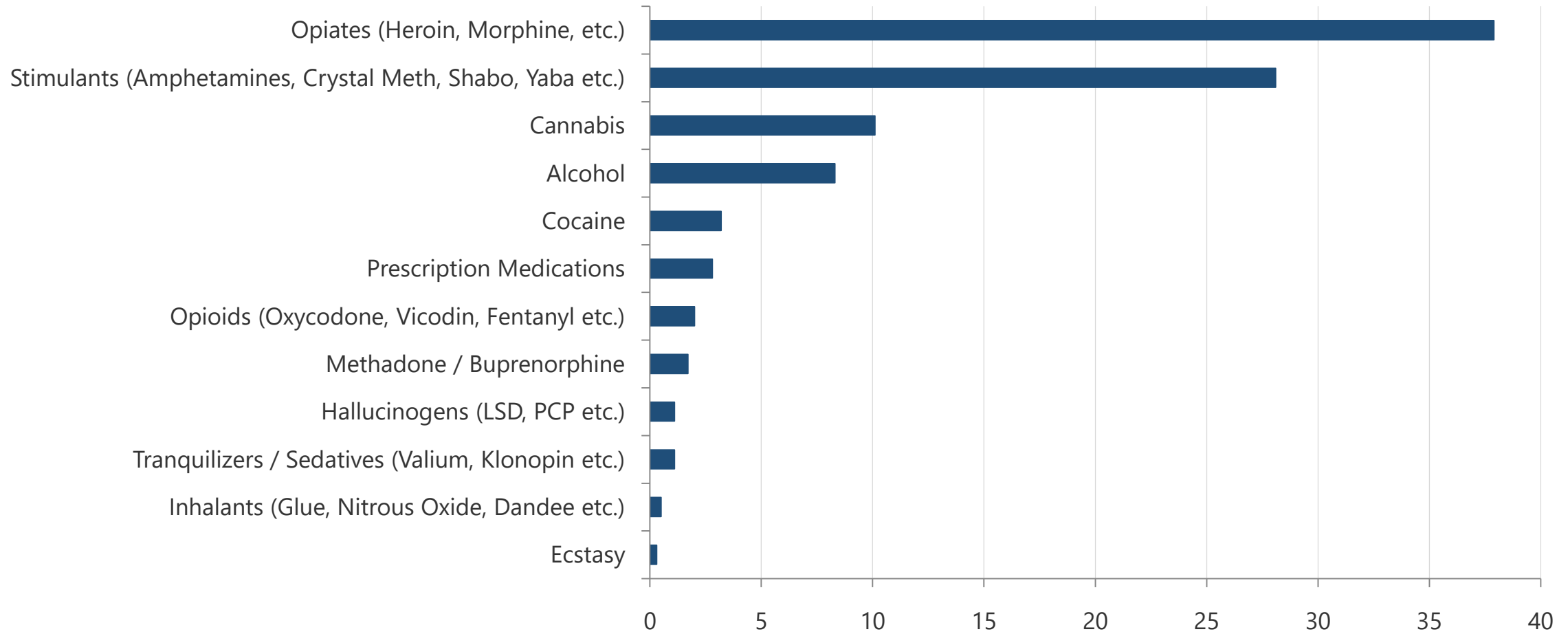
Q5: What religious affiliation do you identify with from the choices below



Category	Count	Percentage
No Affiliation	520	36.2%
Muslim	344	24.0%
Christianity	138	9.6%
Hindu	125	8.7%
Prefer Not to Answer	93	6.5%
Other	84	5.8%
Buddhism	64	4.5%
Shinto	6	0.4%



Q6: What was your drug of choice? (Can Select One Only)



Q6: What was your drug of choice? (Can Select One Only)

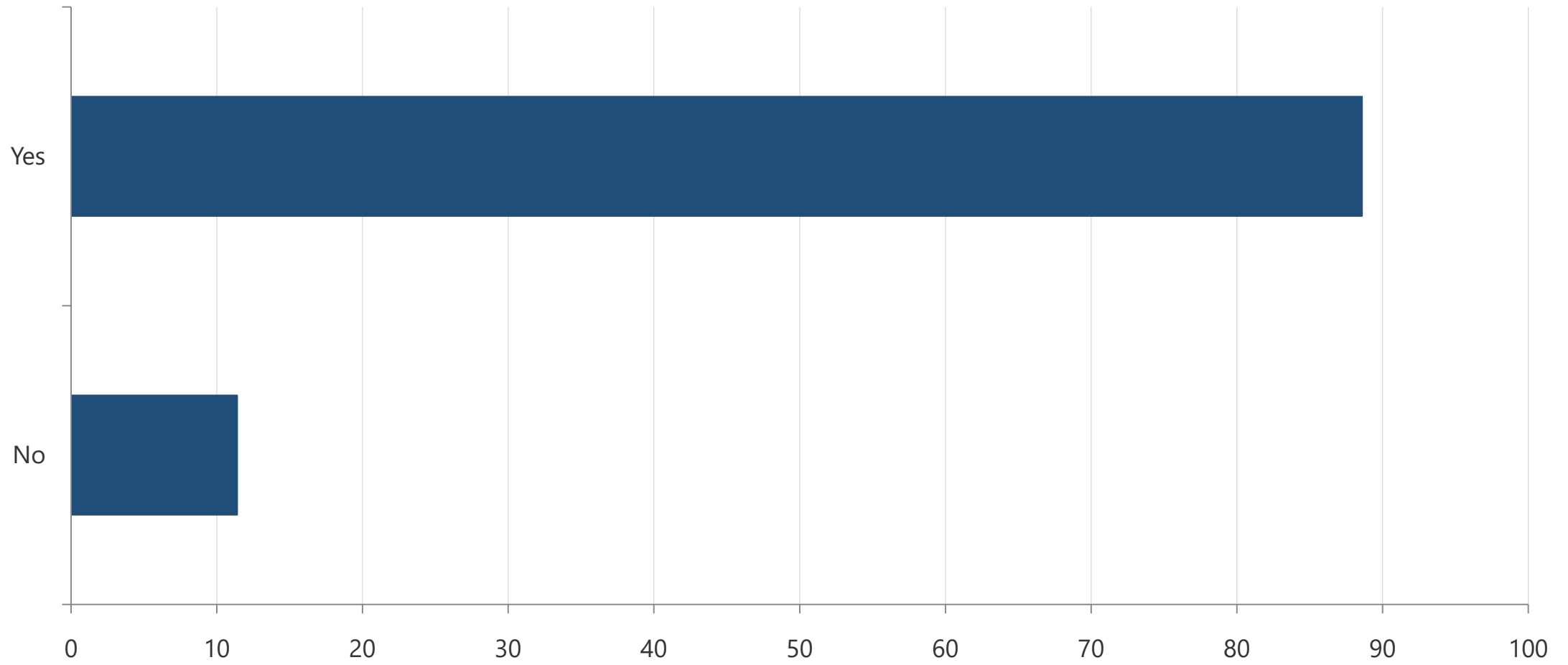


ANSWER CHOICES	Response	Percentages
Opiates (Heroin, Morphine, etc.)	563	40%
Stimulants (Amphetamines, Crystal Meth, Shabo, Yaba etc.)	417	30%
Cannabis	150	11%
Alcohol	123	8.8%
Prescription Medications	42	3%
Cocaine	47	3.5%
Opioids (Oxycodone, Vicodin, Fentanyl etc.)	30	2.1%
Methadone / Buprenorphine	26	1.8%
Tranquilizers / Sedatives (Valium, Klonopin etc.)	17	1.2%
Hallucinogens (LSD, PCP etc.)	16	1.1%
Inhalants (Glue, Nitrous Oxide, Dandee etc.)	7	0.5%
Ecstasy	4	0.2%
Total Respondents		1400





Q7: Were you a multiple/poly drug user?





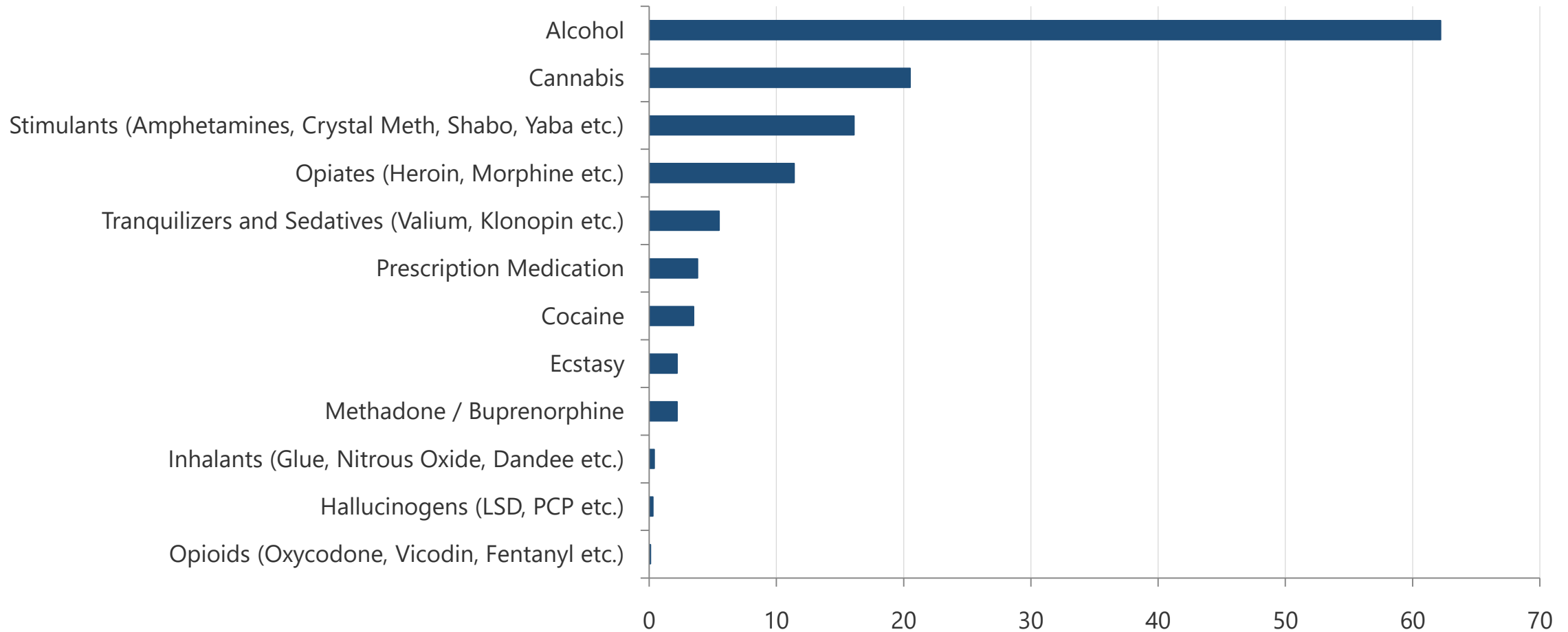
Q7: Were you a multiple/poly drug user?



ANSWER CHOICES	Response	Percentages
Yes	1310	89.0%
No	168	11.0%
Total Respondents	1,478	



Q8: Drugs Used (Multiple Selection) - Detailed Data





Q8: Drugs Used (Multiple Selection) - Detailed Data

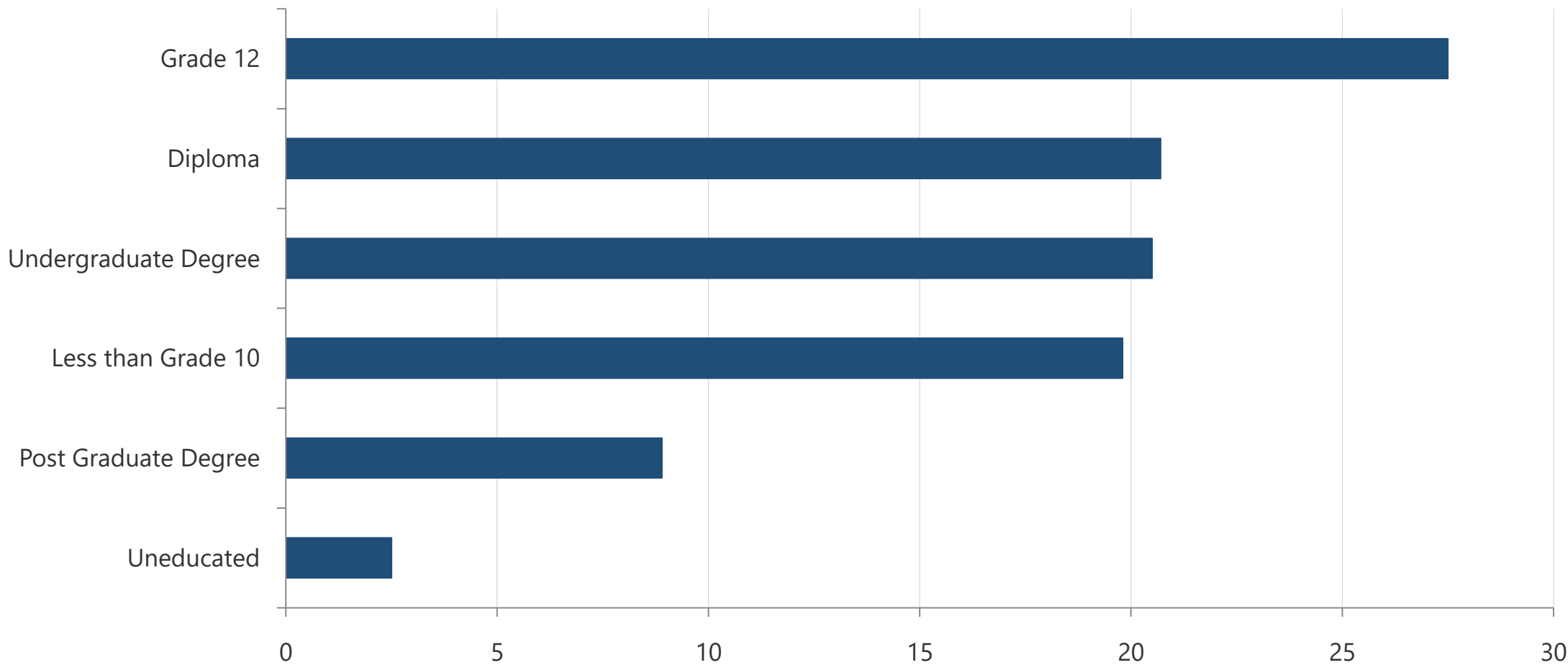


DRUG	COUNT	%
Alcohol	925	62.2%
Cannabis	305	20.5%
Stimulants (Amphetamines, Crystal Meth, Sāhabo, †))	239	16.1%
Opiates (Heroin, Morphine etc.)	170	11.4%
Tranquilizers and Sedatives (Valium, Klonopin etc.)	82	5.5%
Prescription Medication	56	3.8%
Cocaine	52	3.5%
Methadone / Buprenorphine	32	2.2%
Ecstasy	32	2.2%
Inhalants (Glue, Nitrous Oxide, Dandee etc.)	6	0.4%
Hallucinogens (LSD, PCP etc.)	5	0.3%
Opioids (Oxycodone, Vicodin, Fentanyl etc.)	1	0.1%

Base: Total respondents ≈ 1,487



Q9: What level of education had you reached before coming to NA?





Q9: What level of education had you reached before coming to NA?



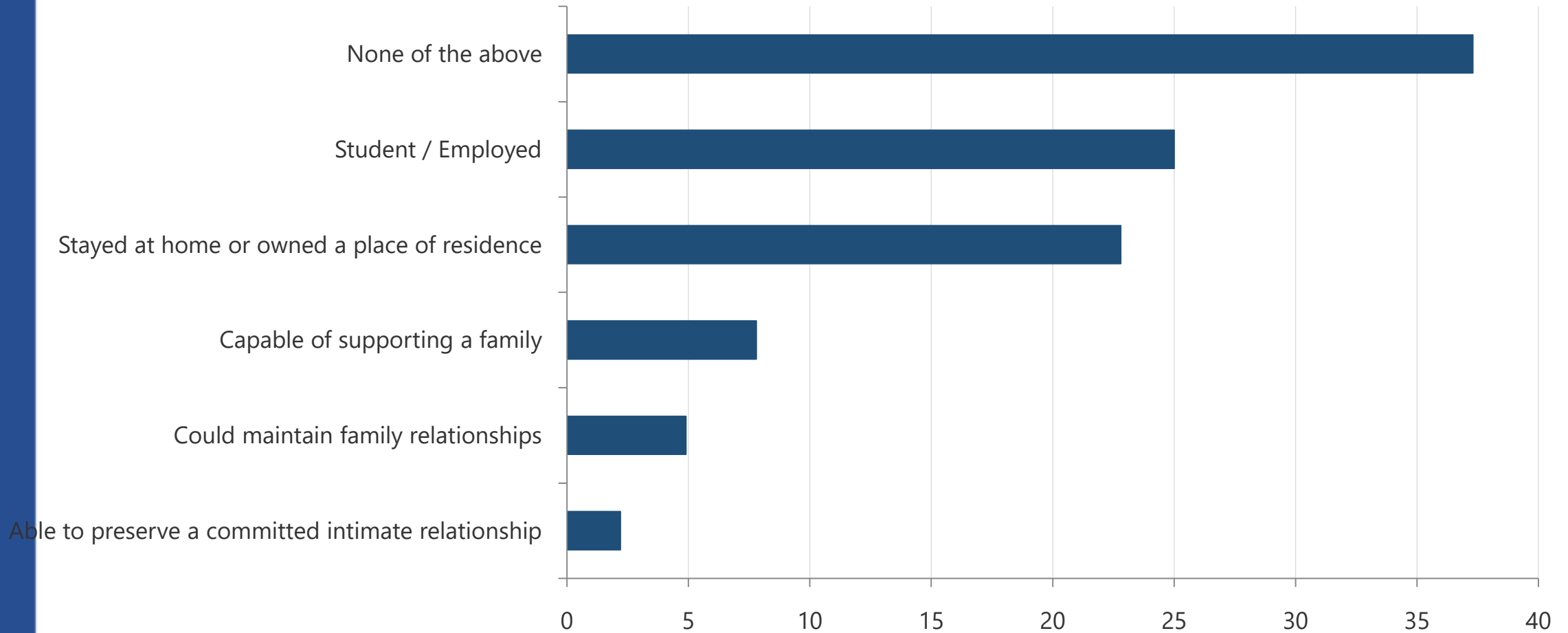
ANSWER CHOICES	Response	Percentages
Grade 12	360	27.4%
Diploma	272	21%
Undergraduate Degree	269	20.5%
Less than Grade 10	260	19.8%
Post Graduate Degree	117	9%
Uneducated	33	2.5%
Total	1,311	



Q10: What was your social position before beginning your life in NA



Asia Pacific Forum Membership Survey





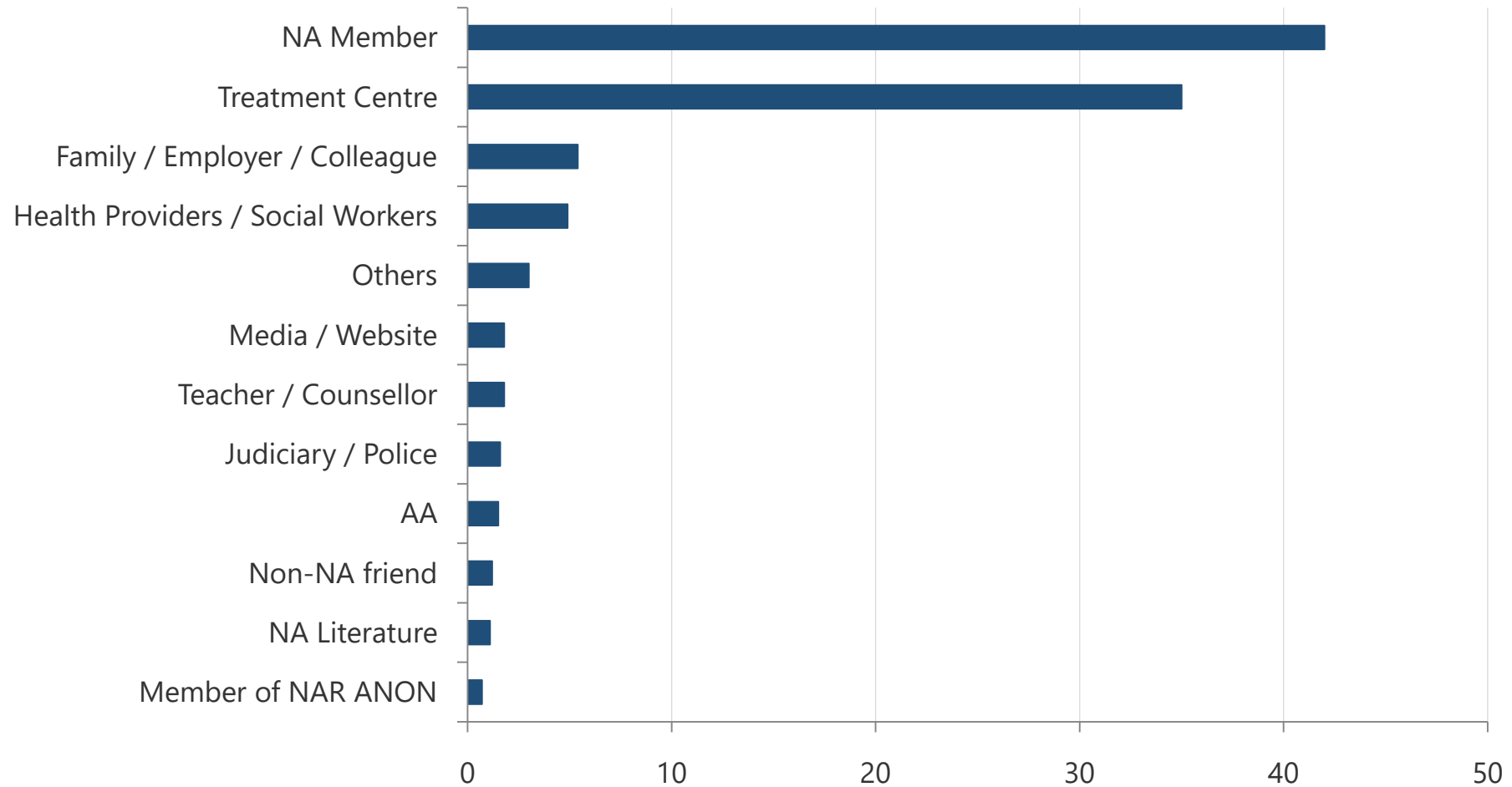
Q10: What was your social position before beginning your life in NA



ANSWER CHOICES	RESPONSES	Percentages
None of the above	416	37%
Student / Employed	279	25%
Stayed at home or owned a place of residence	254	23%
Capable of supporting a family	87	8%
Could maintain family relationships	55	5%
Able to preserve a committed intimate relationship	25	2.2%
Total	1,116	



Q11: How were you introduced to NA?





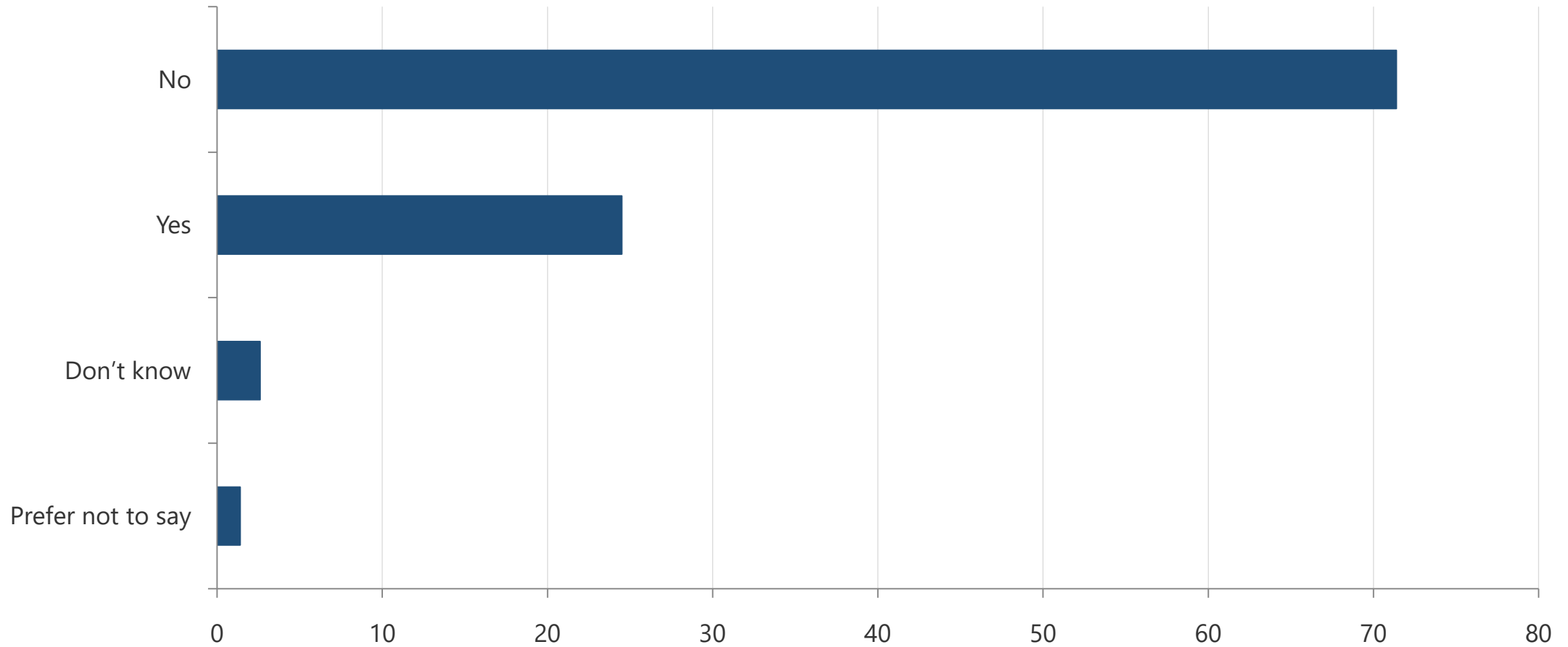
Q11: How were you introduced to NA?



Answer Choices	Response	Percentages
NA Member	551	42%
Treatment Centre	459	35%
Family / Employer / Colleague	71	5.4%
Health Providers / Social Workers	64	5%
Others	40	3%
Teacher / Counsellor	24	1.8%
Media / Website	23	1.75%
Judiciary / Police	21	1.5%
AA	20	1.5%
Non-NA friend	16	1.2%
NA Literature	15	1.2%
Member of NAR ANON	9	0.6%
Total Respondents	1,313	



Q12: Is there A member of your family who is also in A twelve-step recovery program?





Q12: Is there A member of your family who is also in A twelve-step recovery program?

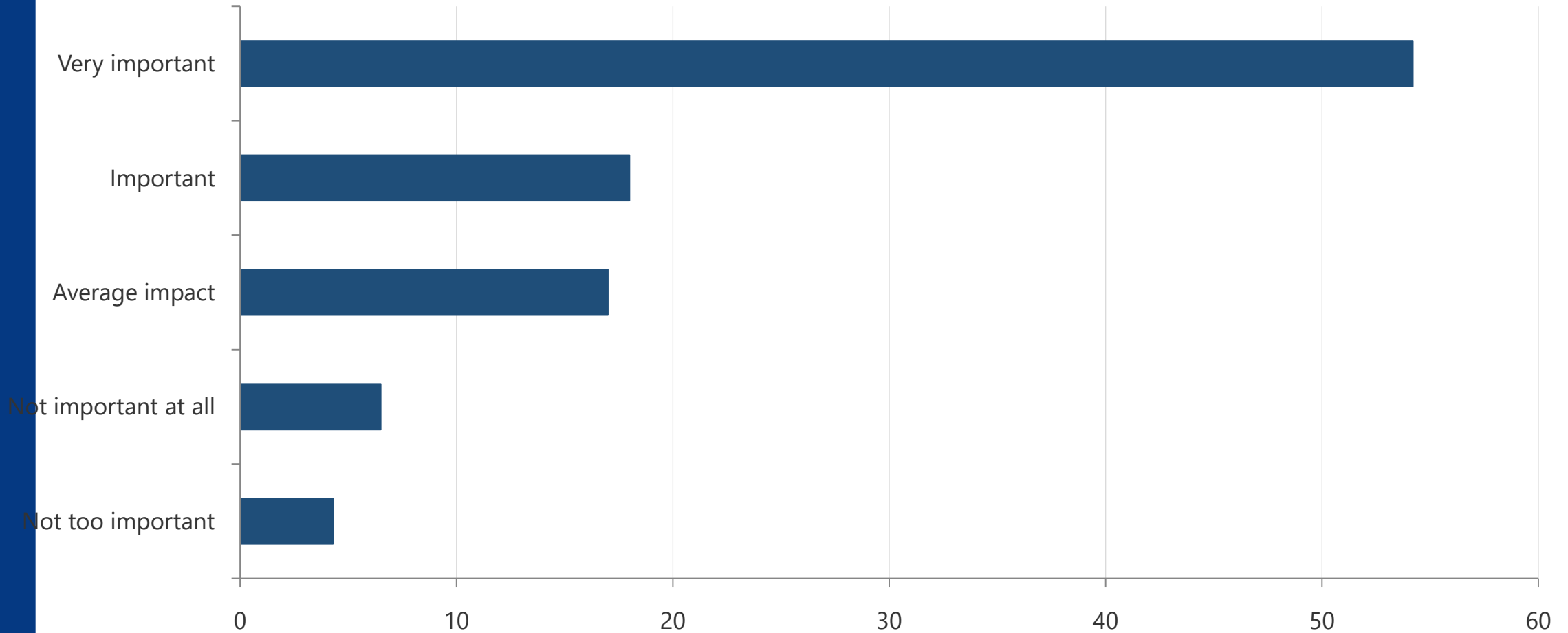


ANSWER CHOICES	Response	Percentages
No	948	71%
Yes	325	24%
Don't know	35	3%
Prefer not to say	19	2%

Total 1327



Q13: How important was your first NA meeting in helping you to stay clean?





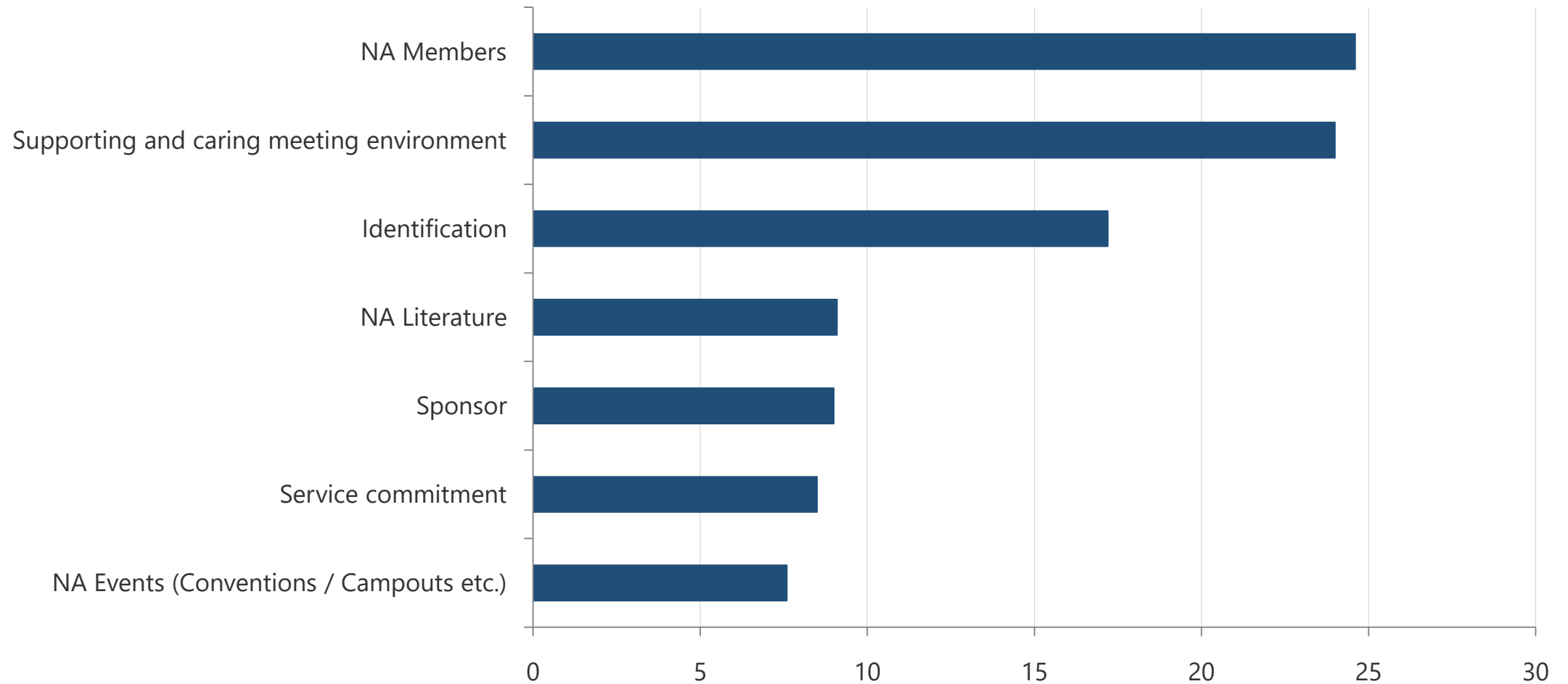
Q13: How important was your first NA meeting in helping you to stay clean?



ANSWER CHOICES	Response	Percentages
Very important	802	54%
Important	267	18%
Average impact	252	17%
Not important at all	96	6%
Not too important	63	4%
Total Respondents	1,480	



Q14: What was the reason that most influenced you to be a member of NA?





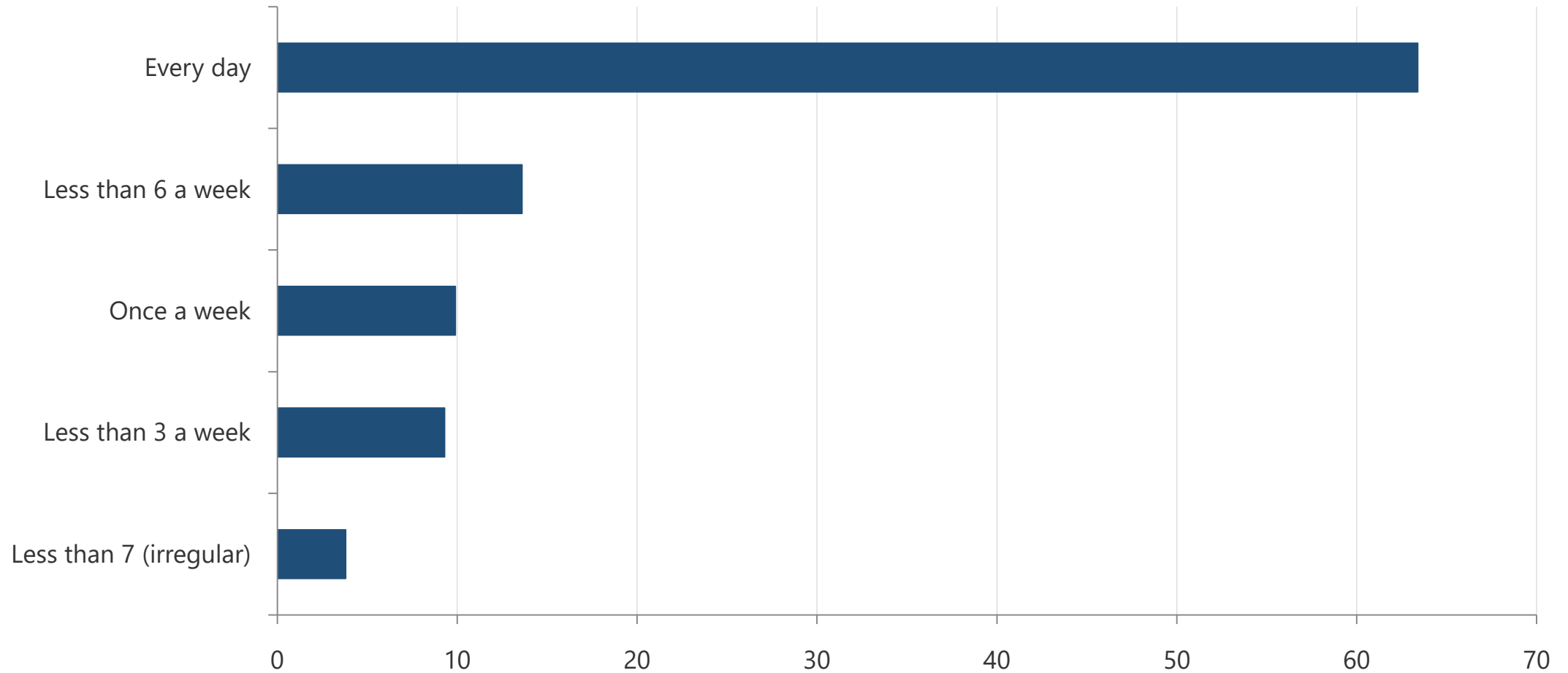
Q14: What was the reason that most influenced you to be a member of NA?



ANSWER CHOICES	RESPONSES	RESPONSES
NA Members	303	21%
Supporting and caring meeting environment	465	33%
Identification	483	34%
NA Literature	42	3%
Sponsor	68	5%
Service commitment	46	3%
NA Events (Conventions / Campouts etc.)	17	1%
TOTAL	1424	



Q15: How many NA meetings are there in your area of residence per week?





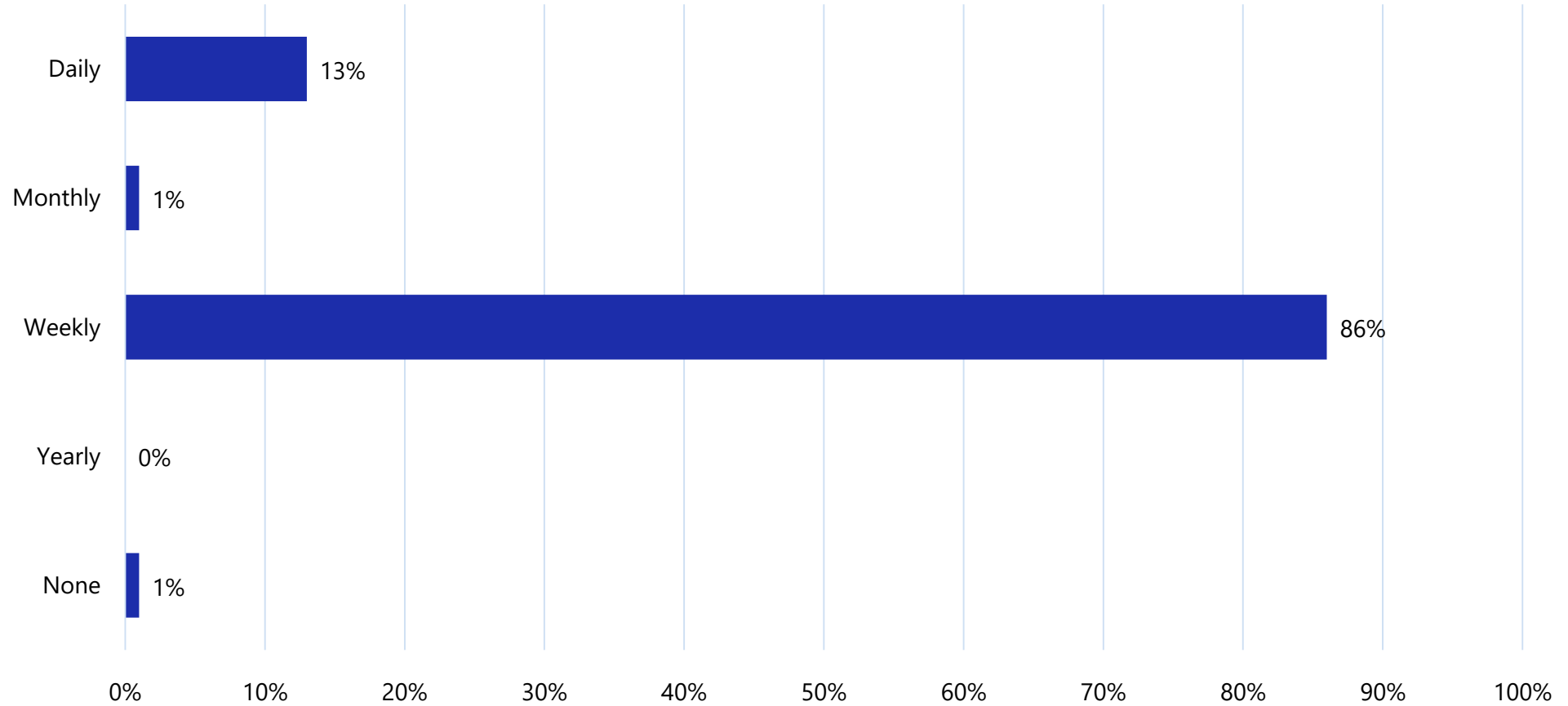
Q15: How many NA meetings are there in your area of residence per week?



ANSWER CHOICES	Response	Percentages
Every day	960	67%
Less than 6 a week	189	13%
Once a week	97	7%
Less than 3 a week	136	10%
More than 7	44	3%
Total Respondents	1426	



Q16: How many times A week do you attend NA meetings?





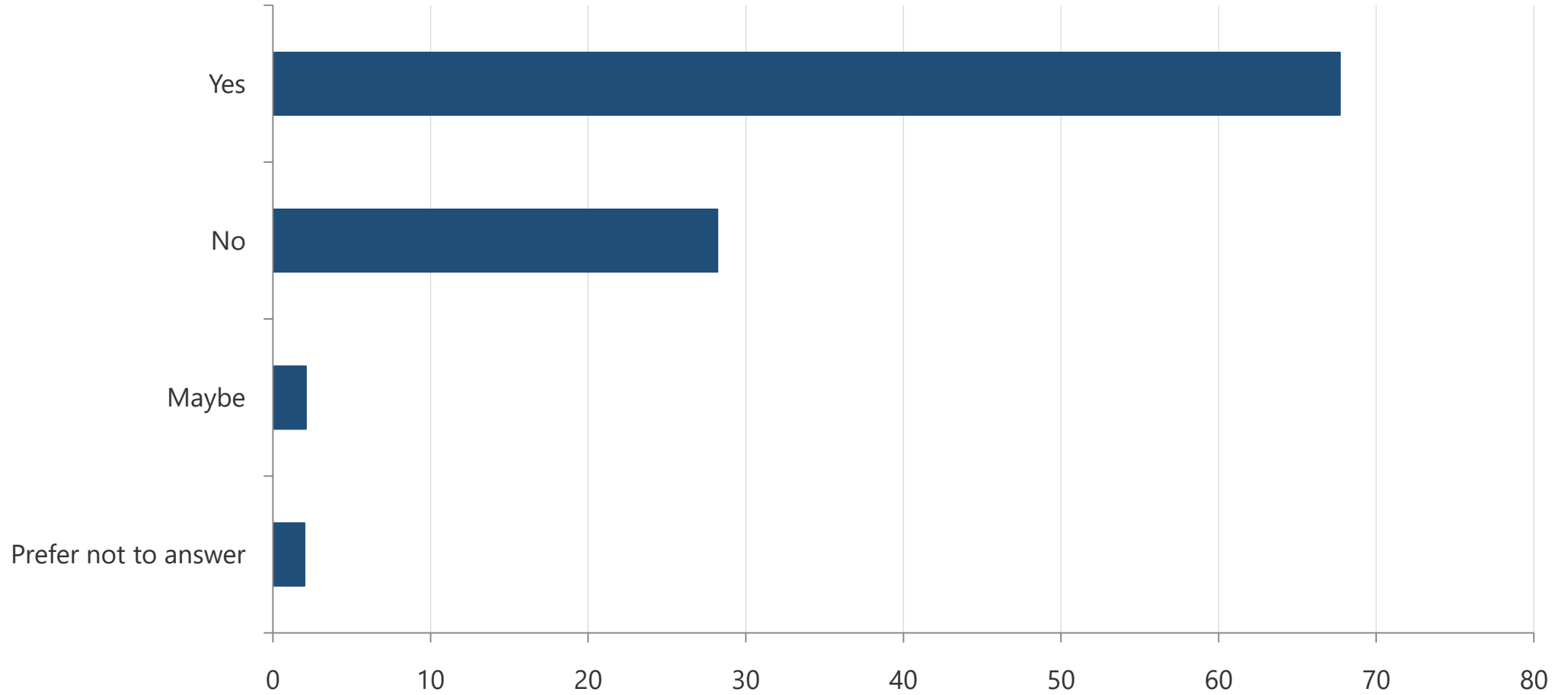
Q16: How many times A week do you attend NA meetings?



ANSWER CHOICES	% Response	RESPONSES
Daily	13%	185
Weekly	86%	1229
Monthly	1%	8
Annually	0%	3
None	1%	11
Total Respondents :		1436



Q17: Do You Have A Sponsor?





Q17: Do You Have A Sponsor?

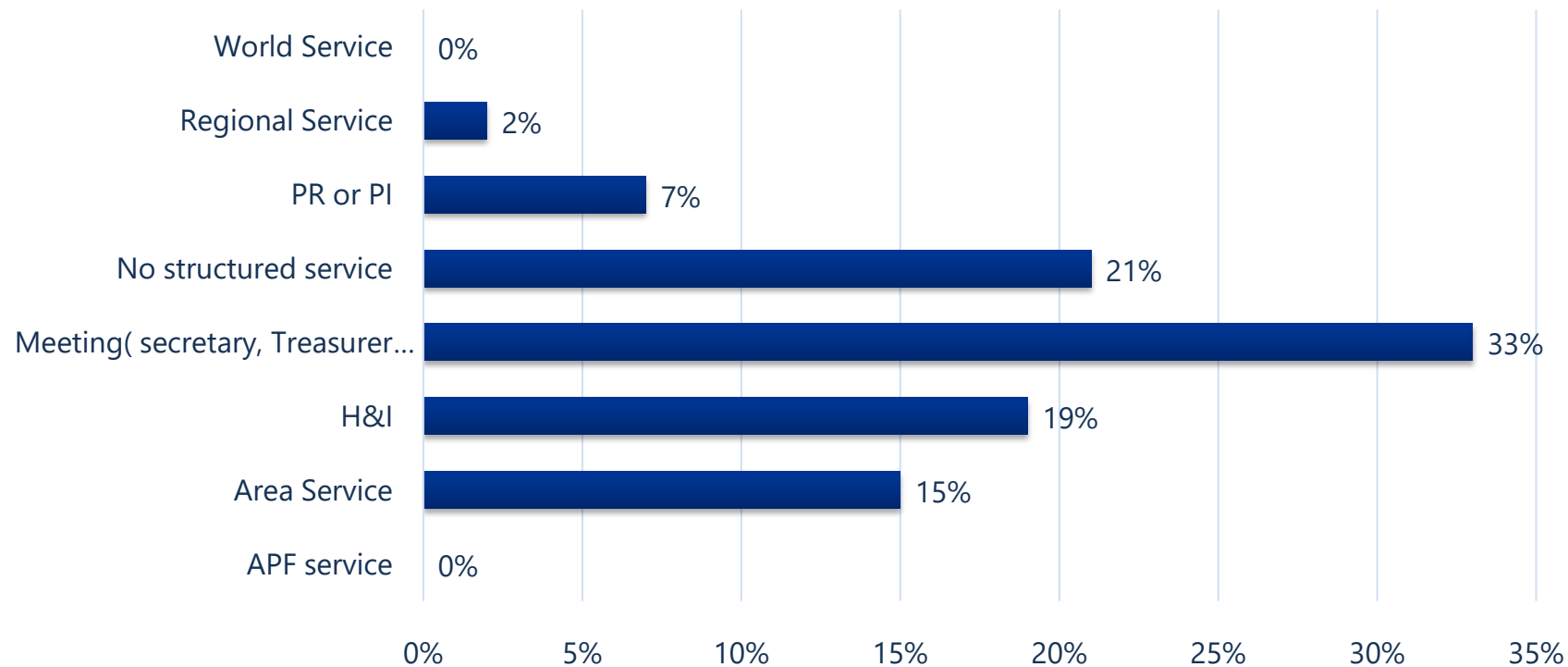


ANSWER CHOICES	Response	Percentages
Yes	993	69%
No	369	26%
Maybe	32	2%
Prefer not to answer	36	3%
Total	1,430	

Q18 What positions of service do you currently hold in NA?

Answered: **1404** Skipped: **22**

Most people that keep coming back have reported how instrumental sponsorship and service has been for them.





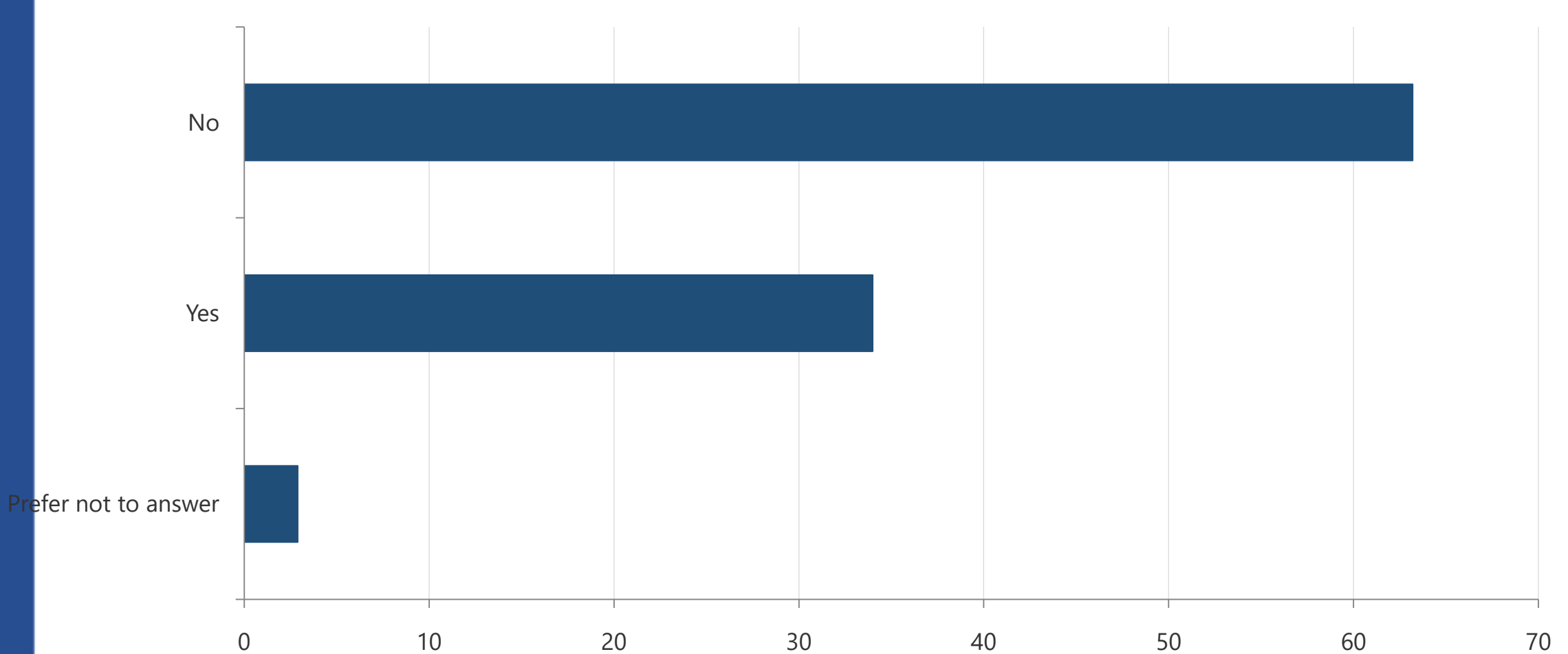
Q18: What positions of service do you currently hold in NA?



ANSWER CHOICES	% Response	RESPONSES
World Service	0%	4
APF service	15%	5
Regional Service	19%	33
PR or PI	33%	105
Area Service	21%	217
H&I	7%	270
No structured service	2%	300
Meeting(secretary, Treasurer etc.)	0%	470
Total Respondents :		1404



Q19: Do you attend other twelve step fellowships meetings?



Q19: Do you attend other twelve step fellowships meetings?

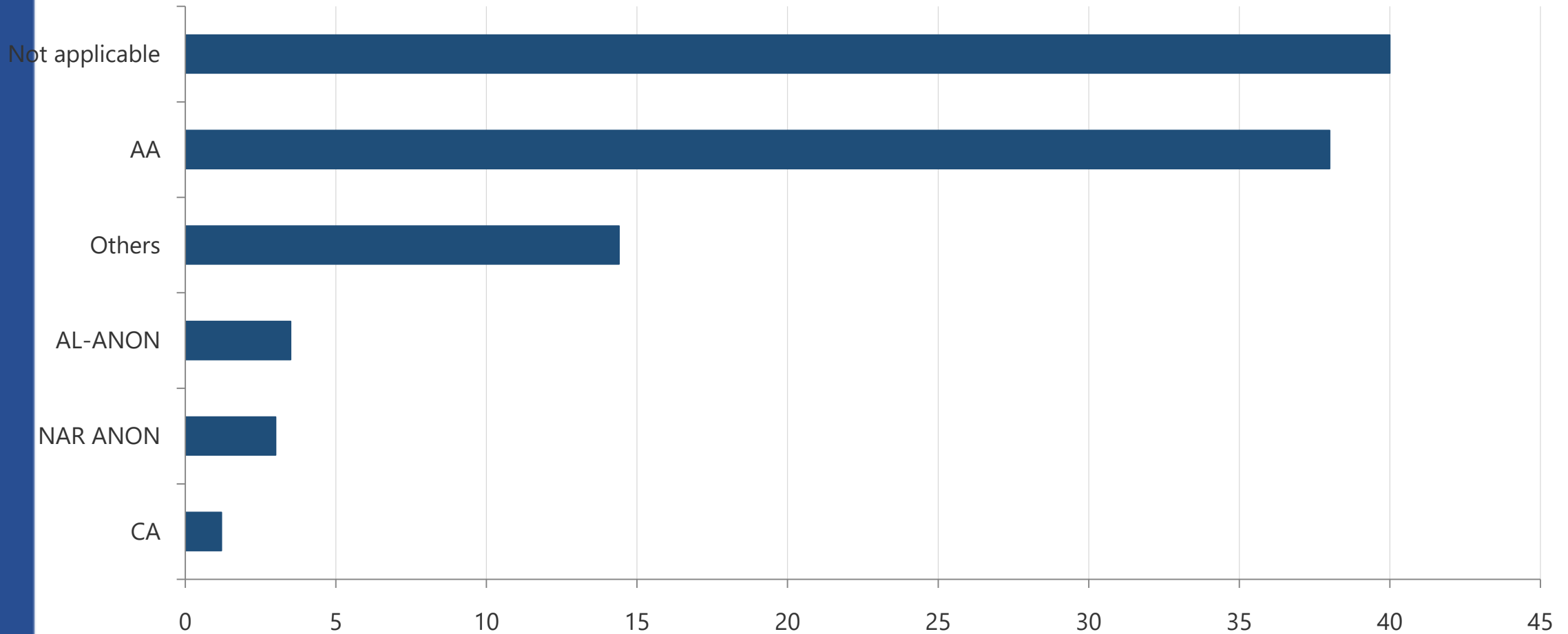
ANSWER CHOICES	% Response	RESPONSES
No	64%	903
Yes	33%	469
Prefer not to answer	3%	43
Total Respondents :		1415



Q20: If the answer to the previous question is yes then, what other twelve-step meetings do you attend?



Asia Pacific Forum Membership Survey





Q20: If the answer to the previous question is yes then, what other twelve-step meetings do you attend?



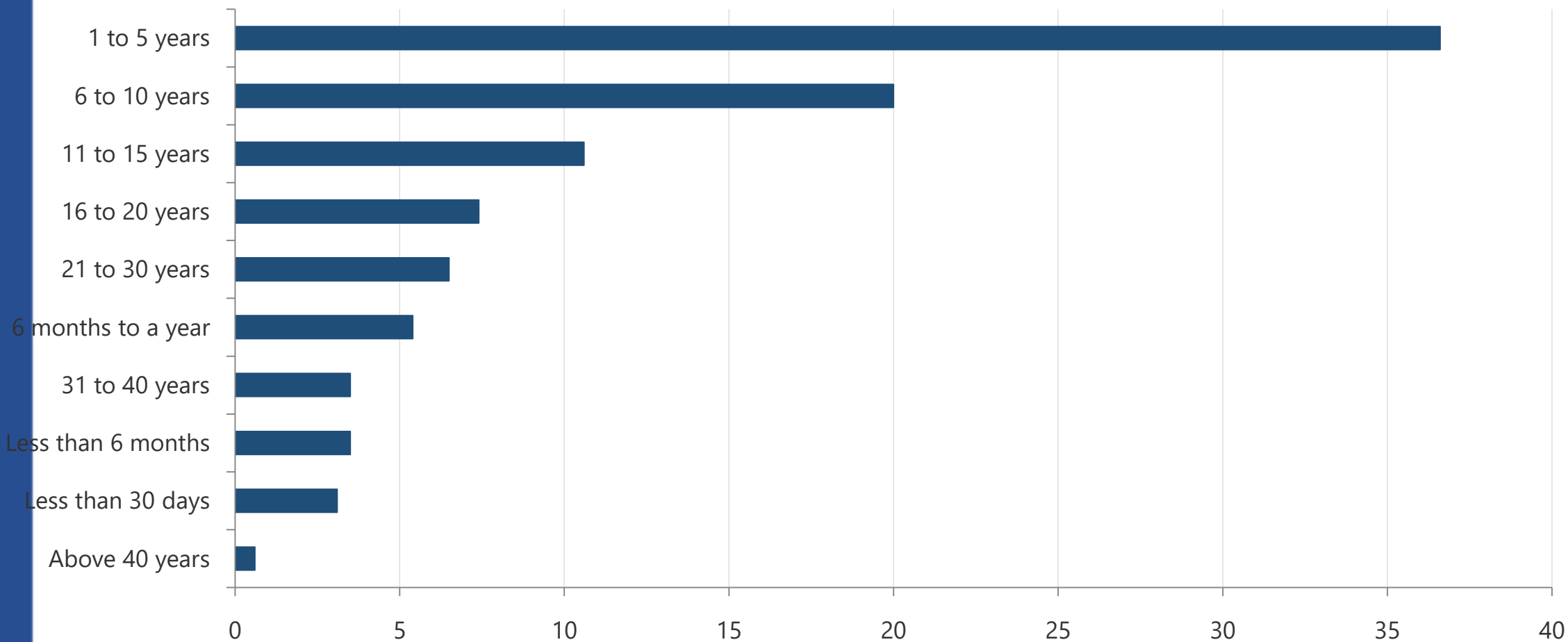
ANSWER CHOICES	Response	Percentages
Not applicable	277	40%
AA	263	38%
Others	100	14.4%
AL-ANON	24	3.5%
NAR ANON	21	3.0%
CA	8	1.2%
Total Respondents	693	



Q21: How many days, months or years are you drug free since arriving in NA?



Asia Pacific Forum Membership Survey





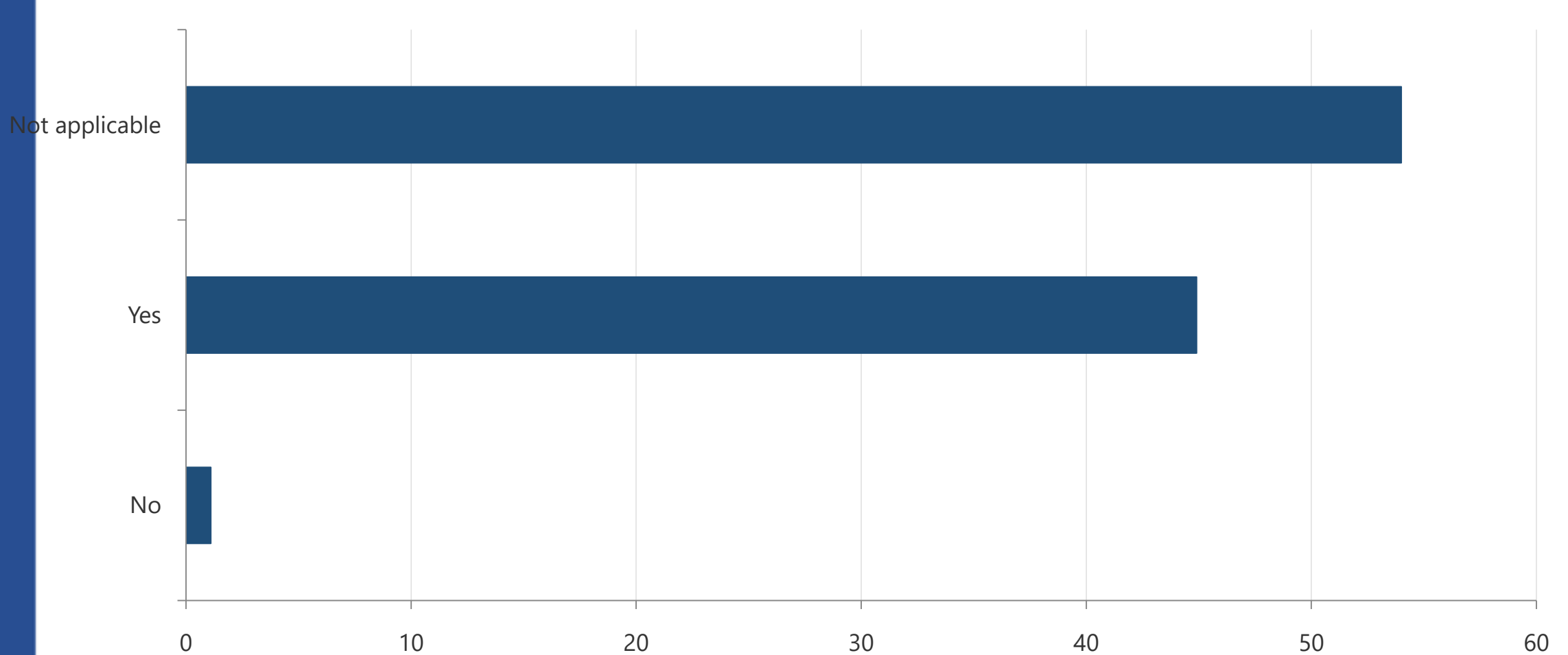
Q21: How many days, months or years are you drug free since arriving in NA?



ANSWER CHOICES	Response	Percentages
1 to 5 years	423	36.6%
6 to 10 years	231	20%
11 to 15 years	123	10.6%
16 to 20 years	85	7.4%
21 to 30 years	75	6.5%
6 months to a year	62	5.4%
Less than 6 months	41	3.5%
31 to 40 years	41	3.5%
Less than 30 days	36	3.1%
Total	1156	



Q22: Have you ever used drugs again, or relapsed since joining NA?





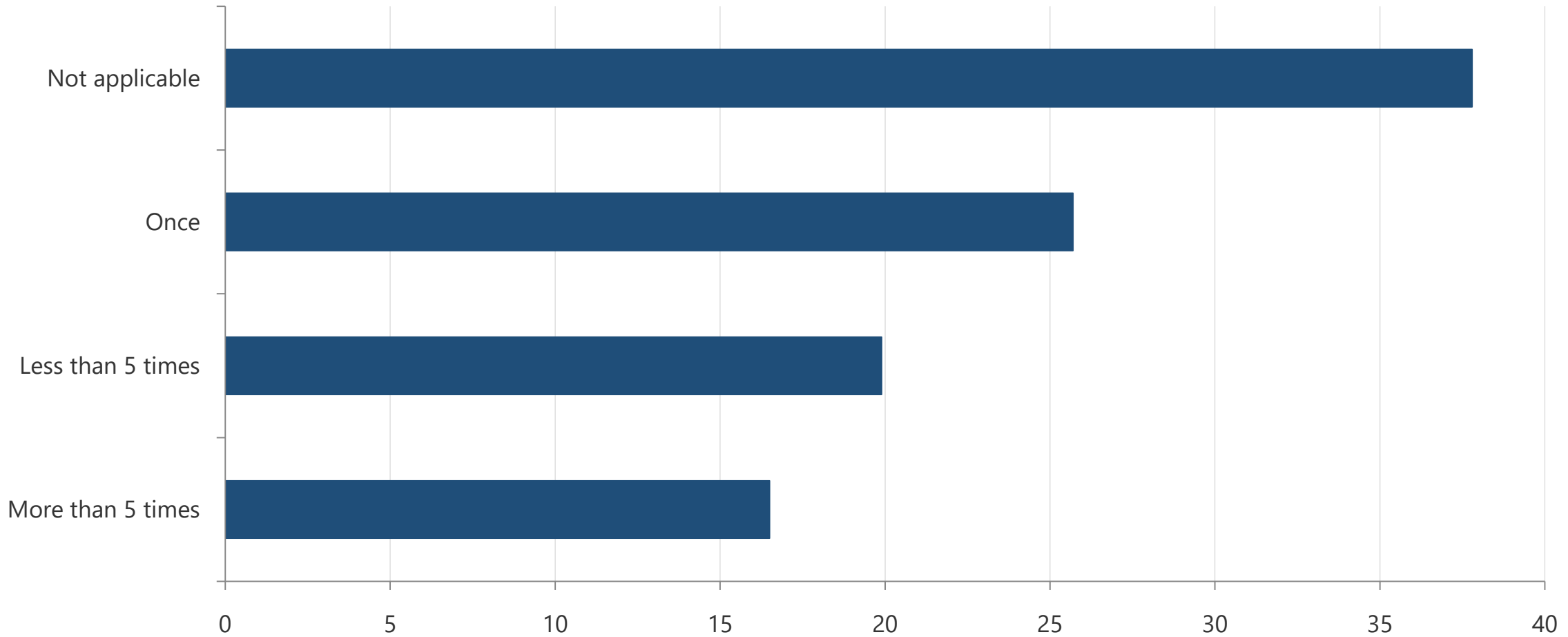
Q22: Have you ever used drugs again, or relapsed since joining NA?



ANSWER CHOICES	Response	Percentages
Not applicable	787	54%
Yes	655	44.9%
No	16	1.1%
Total Respondents	1,458	



Q23: If yes, how many times have you relapsed?





Q23: If yes, how many times have you relapsed?



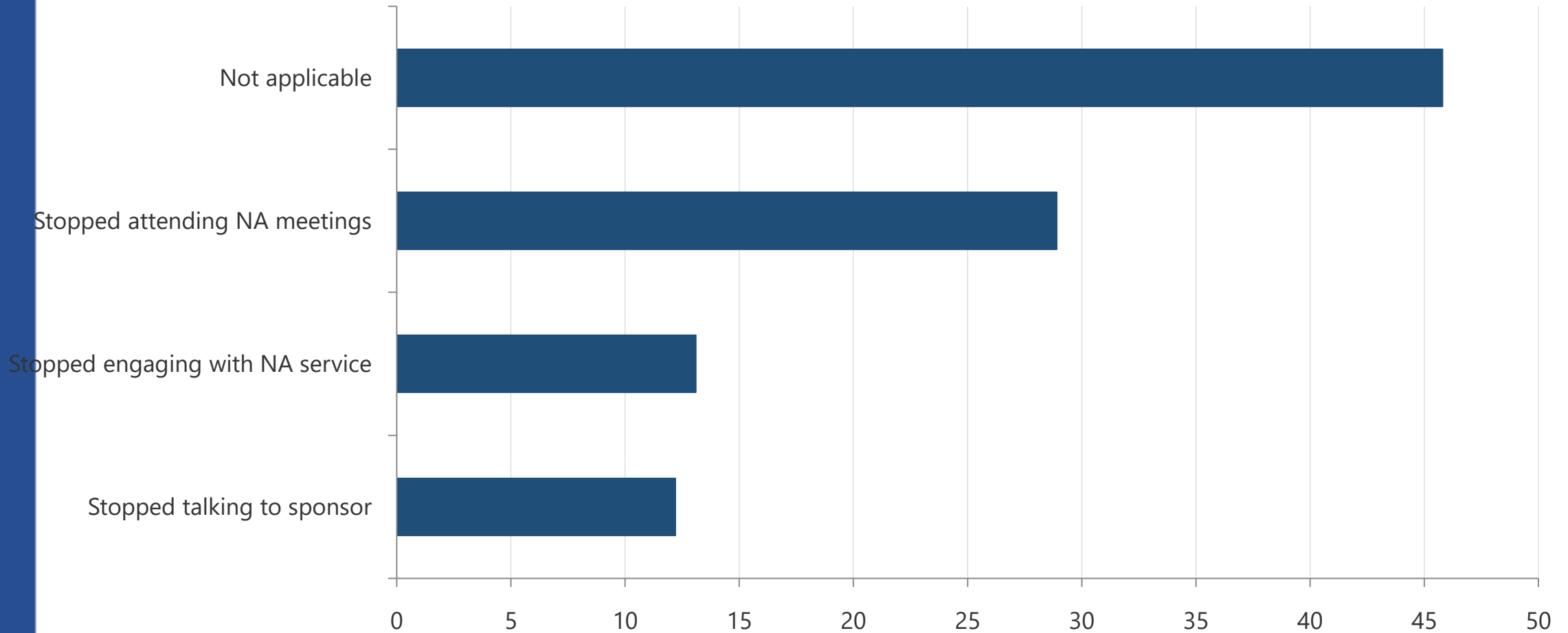
ANSWER CHOICES	RESPONSES	Percentages
Not applicable	355	37.8%
Once	241	25.7%
Less than 5 times	187	19.9%
More than 5 times	155	16.5%
Total Respondents	938	



Q24: Prior to your relapse what patterns did you observe about your-self?



Asia Pacific Forum Membership Survey





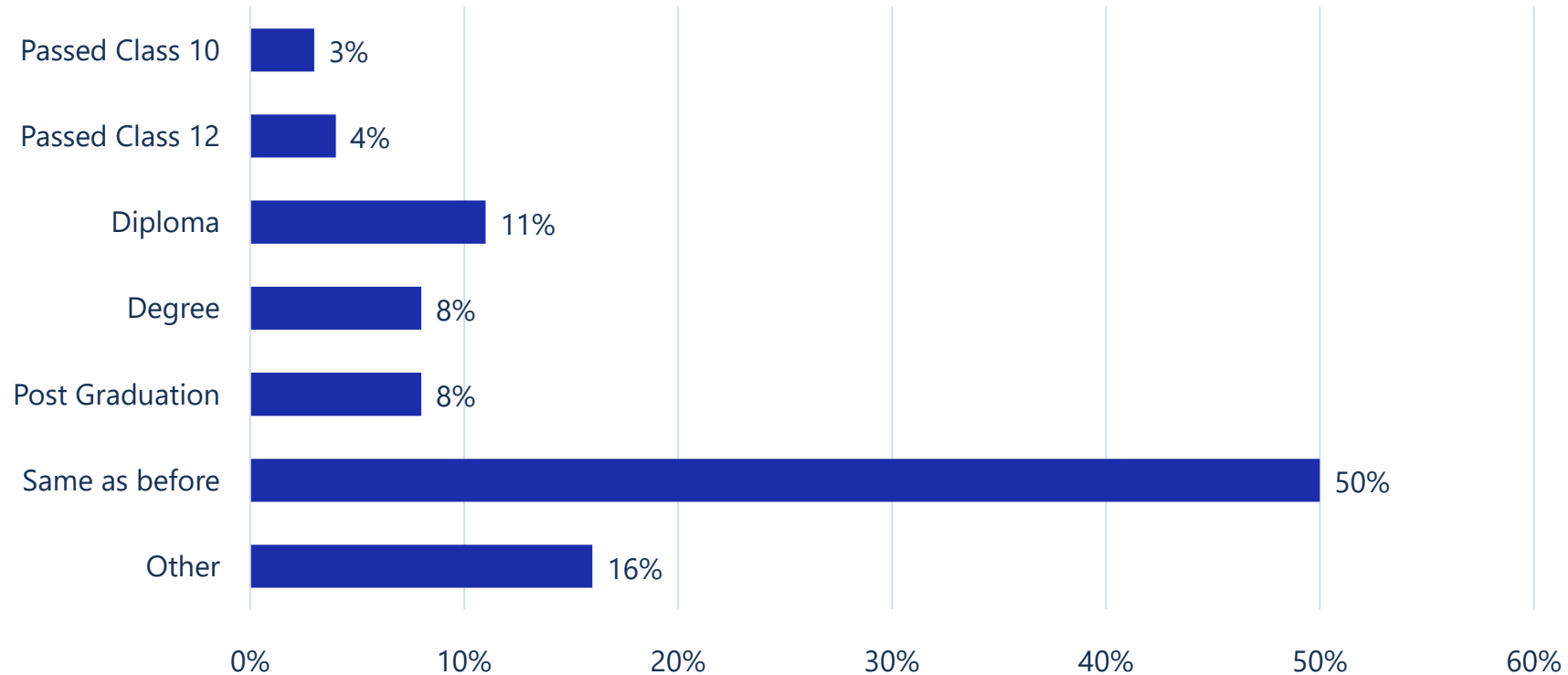
Q24: Prior to your relapse what patterns did you observe about your-self?



ANSWER CHOICES	RESPONSES	PERCENTAGES
Not applicable	463	45.8%
Stopped attending NA meetings	292	28.9%
Stopped engaging with NA service	132	13.1%
Stopped talking to sponsor	123	12.2%
Total Respondents	1012	



Q25: How has your educational level improved since coming into NA?





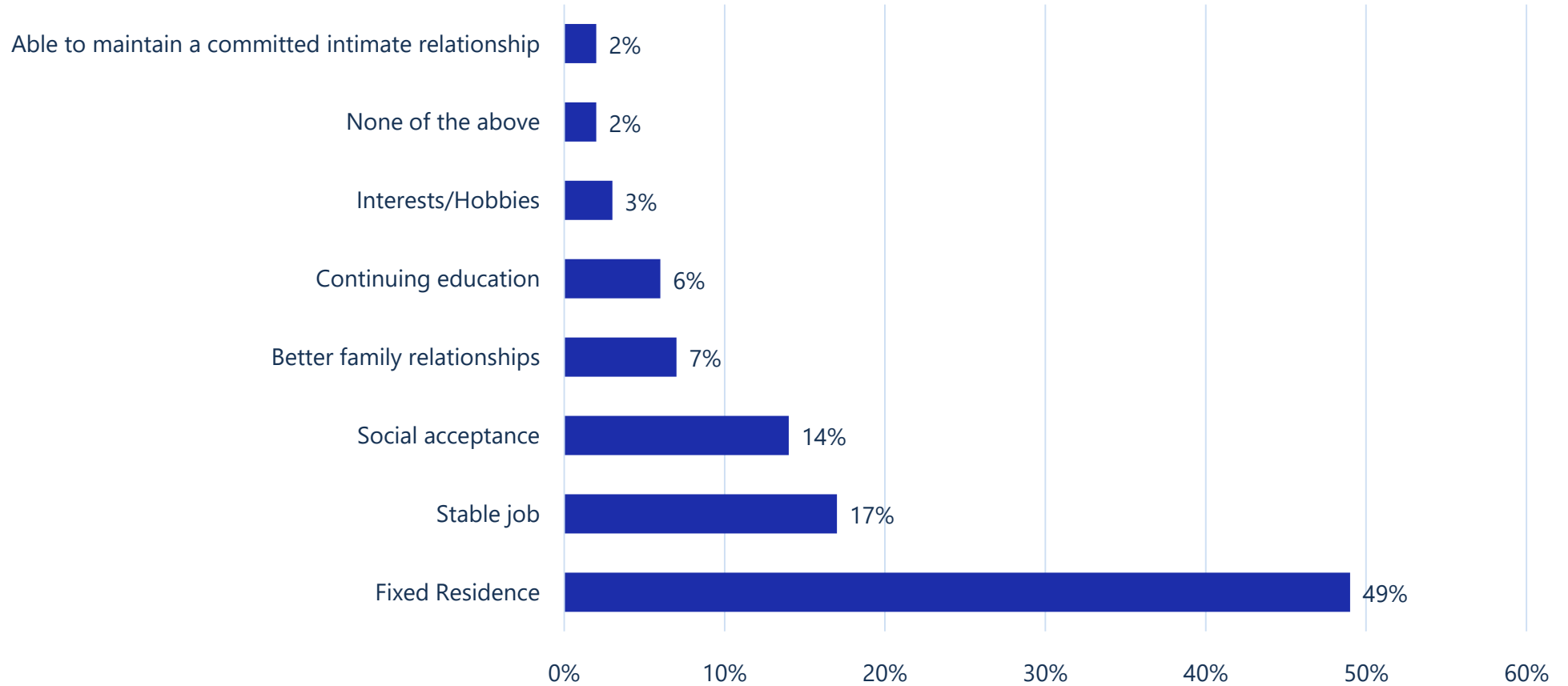
Q25: How has your educational level improved since coming into NA?



ANSWER CHOICES	% Response	RESPONSES
Passed Class 10	3%	38
Passed Class 12	4%	61
Diploma	11%	157
Degree	8%	109
Post Graduation	8%	106
Same as before	50%	691
Other	16%	227
Grand Total		1389



Q26: Since coming into NA what areas of your life have improved or are improving?





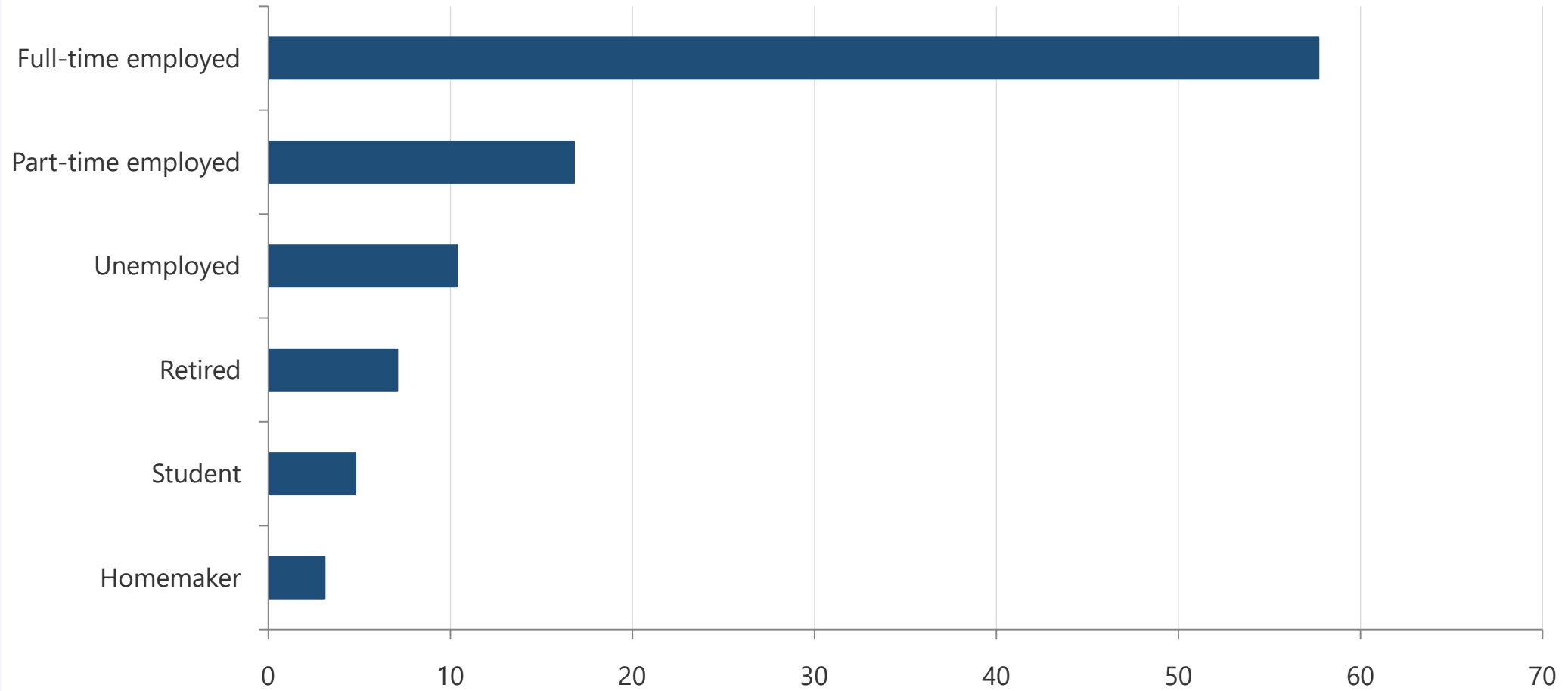
Q26: Since coming into NA what areas of your life have improved or are improving?



ANSWER CHOICES	% Response	RESPONSES
Fixed Residence	49.15%	696
Stable job	17.16%	243
Social acceptance	14.05%	199
Better family relationships	6.99%	99
Continuing education	6.07%	86
Interests/Hobbies	2.68%	38
None of the above	2.19%	31
Able to maintain a committed intimate relationship	1.69%	24
TOTAL		1416



Q27: What is your present employment status?





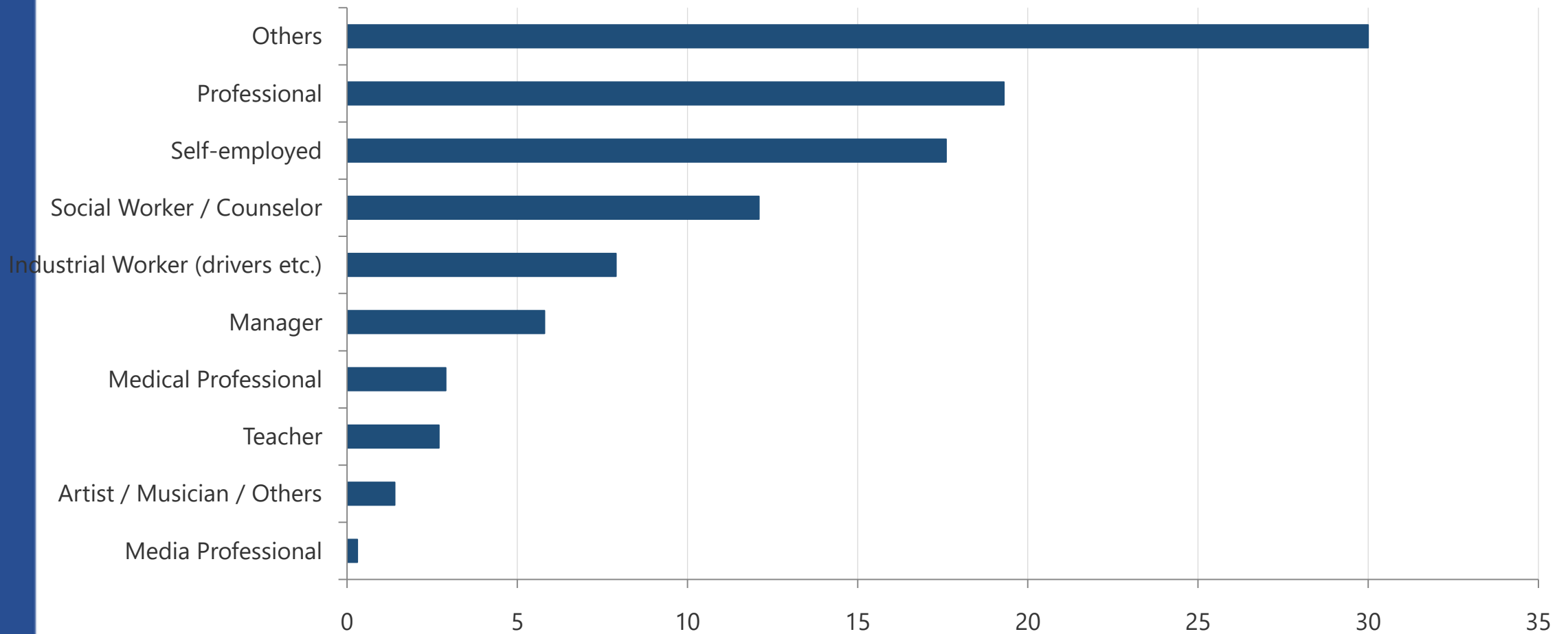
Q27: What is your present employment status?



ANSWER CHOICES	RESPONSE	PERCENTAGES
Full-time employed	702	57.7%
Part-time employed	205	16.8%
Unemployed	127	10.4%
Retired	87	7.1%
Student	58	4.8%
Homemaker	38	3.1%
Total Respondents	1,217	



Q28: What type of work do you do?





Q28: What type of work do you do?



ANSWER CHOICES	Response	PERCENTAGES
Others	351	27.8%
Professional	226	17.9%
Self-employed	206	16.3%
Social Worker / Counselor	142	11.3%
Industrial Worker (drivers etc.)	92	7.3%
Manager	68	5.4%
Medical Professional	34	2.7%
Teacher	32	2.5%
Artist / Musician / Others	16	1.3%
Media Professional	4	0.3%
Total Respondents	1,262	